



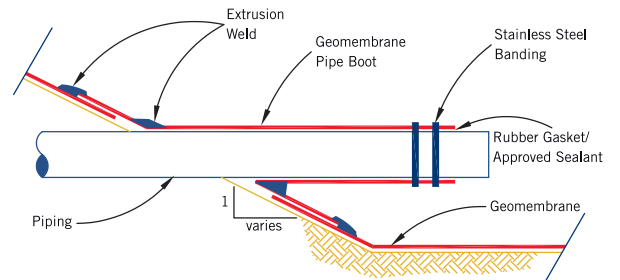
Structures

Pipe Penetration

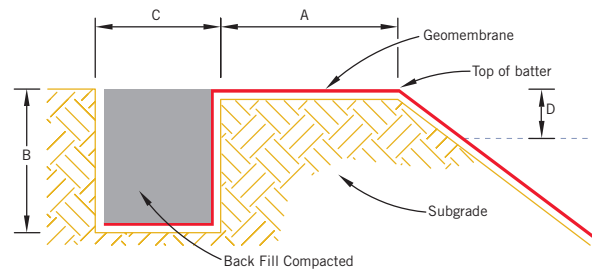
Penetration of a flexible liner by any designed means should be avoided. Where structures are necessary, such as where pipes (both horizontal and vertical), vertical support columns, inlets and outlets, sumps or divider walls occur, it is essential to obtain a secure, liquid-tight seal between the structure and the flexible liner.

Liners should be attached to structures or penetrations with either a prefabricated boot, HDPE Anchor Lock system, or a mechanical type seal supplemented by a rubber gasket and caulking sealant to affect a liquid tight seal. The highest order of compaction should be provided in the area adjacent to the structure to compensate for any settlement.

Pipe Penetration



Earthen Anchor Trench Details

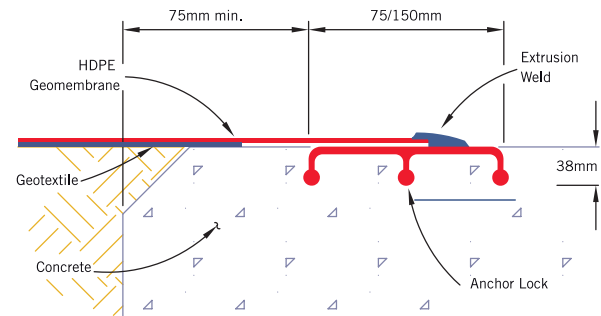


Anchorage Systems

Earthen Anchor Trench

The geomembrane is turned down into an excavated trench. Once the liner fabrication and testing has been completed the perimeter anchor trench is backfilled and compacted to prevent slippage or contraction. Design and measurements vary, dependent on the installation requirements.

H.D.P.E. Anchor Lock



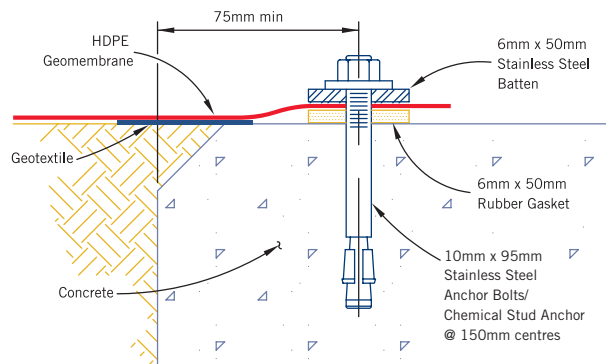
H.D.P.E. Anchor Lock

An extruded H.D.P.E. profile designed for anchoring High Density Polyethylene Geomembranes to new concrete structures. The Anchor profile is vibrated into the new concrete prior to the geomembrane installation. The geomembrane is then extrusion welded to the H.D.P.E. Anchor Lock.

Mechanical Anchor

A steel batten and rubber gasket can be used to seal and anchor the geomembrane to an existing concrete or steel structure (refer to typical details).

Mechanical Anchor Fixing



When reliability matters